



: (1)

Table (1): Projects Licensed and Registered by the Head Office and Branches

Jobs Created		() Fixed Assets YR"000"		() Investment Cost YR"000"		Number of Projects		Description	No.
Branches	Head Office	Branches	Head Office	Branches	Head Office	Branches	Head Office		
1,019	949	7,758,617	19,492,448	9,786,606	24,336,891	42	45	2004 - Projects Registered During April - June 2004	1
45,601	107,670	80,609,319	427,944,683	133,099,340	795,602,684	2,255	2,722	2004 92 Projects Licensed & Registered Since Establishment of the Authority Up to March 2004	2
46,620	108,619	88,367,936	447,437,131	142,885,946	819,939,575	2,297	2,767	Total	3
155,239		535,805,067		962,825,521		5,064		Grand Total	



2004 -

: (7)

**Table (7):Projects Registered by the Branches during April - June 2004
According to International Classification**

Jobs Created	() Fixed Assets "000"YR	() Investment Cost "000"YR	Number of Projects	Description	.NO
244	3,476,814	3,995,289	6	Food Industry صناعات غذائية	1
10	24,248	40,000	1	Chemical & Plastic Industry صناعات بلاستيكية وكيميائية	2
135	817,869	1,022,419	7	Construction & Building Material Industry صناعات انشائية ومواد بناء	3
50	105,506	149,339	2	Engineering, Metallic & Electrical Industry صناعات حديدية وكهربائية وهندسية	4
79	1,280,871	1,551,500	4	Leather, wood & weaving Industry صناعات جلدية ونسجية وخشبية	5
15	184,283	300,000	1	Vegetables & Fruits Production خضروات وفواكه	6
81	333,915	352,594	3	Health Care صحي	7
45	22,627	37,000	2	Educational تعليمي	8
15	42,818	80,000	1	Livestock حيوانية	9
58	268,737	300,115	2	Fishing, Freezing & Export Fish اصطياد وتجميد وتحضير اسماك بحرية	10
20	109,813	148,000	1	Central cooling Centers ثلاجات مركزية	11
158	485,653	1,005,000	9	Motels (3 Stars) فنادق وموتيلات ***	12
18	26,605	80,000	1	Restaurants First Class مطاعم درجة اولى	13
50	457,562	550,000	1	Entertainment Clubs & Swimming Pools مساح وملاهي ترفيهية	14
41	121,296	175,350	1	Motels (4 Stars) فنادق وموتيلات ****	15
1,019	7,758,617	9,786,606	42	Total الاجمالي	

(US \$ = 184.60 YR)

(184.60=)

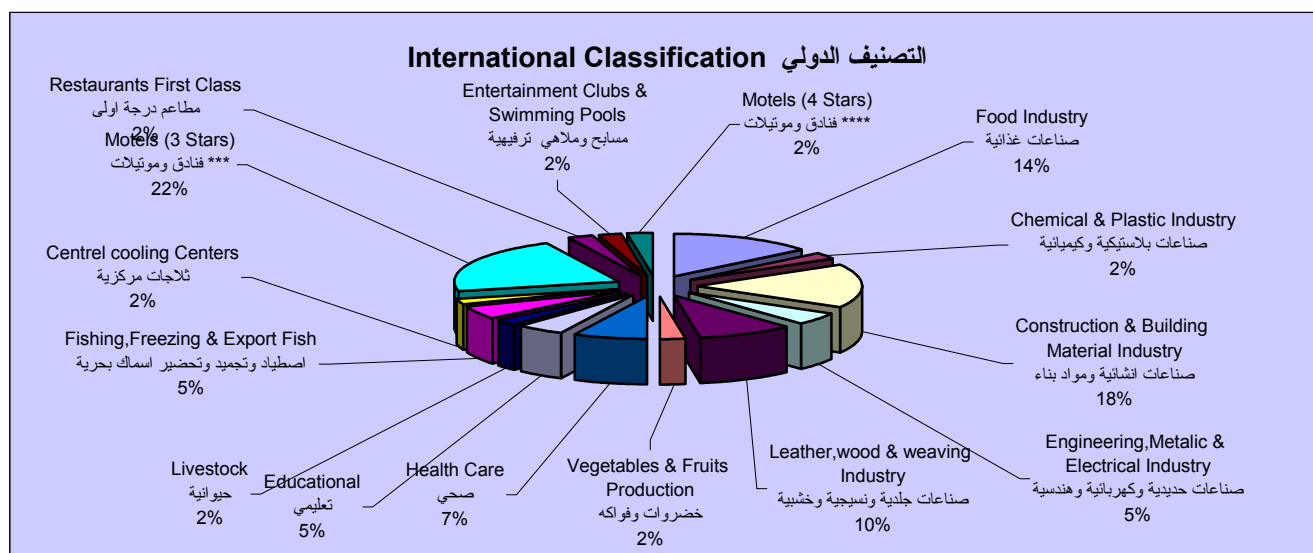



Table (6): Projects Registered by the Head Office during April - June 2004

According to International Classification

Jobs Created	Fixed Assets "000"YR	Investment Cost "000"YR	Number of Projects	Description	NO
29	55,451	75,000	1	Food Industry صناعات غذائية	1
181	17,023,589	20,475,008	6	Chemical & Plastic Industry صناعات كيميائية وبلاستيكية	2
64	574,875	701,000	3	Construction & Building Material Industry صناعات انشائية ومواد بناء	3
19	103,974	183,000	1	Maintenance Centers مراكز صيانة	4
155	253,194	318,300	10	Leather, wood & weaving Industry صناعات جلدية ونسجية وخشبية	5
22	78,832	88,400	2	Paper and Printing Industry صناعات ورقية وطباعة ونشر	6
26	11,472	70,000	1	Poultry & Eggs دواجن وبيض	7
11	28,471	34,000	1	Workshops ورش	8
47	257,121	303,496	2	Transportation, Loading & Unloading نقل وتعبئة وتفريغ وشحن	9
221	572,639	755,125	10	Health Care صحي	10
46	21,771	32,000	2	Educational تعليمي	11
56	79,254	225,000	3	Motels (3 Stars) فنادق وموتيلات ***	12
34	49,786	64,482	2	Resturants (First Class) مطاعم درجة اولى	13
38	382,019	1,012,080	1	Tourism Center مراكز سياحية ترفيهية	14
949	19,492,448	24,336,891	45	Total	

(US \$ = 184.60 YR)

(184.60=)



General Investment Authority
Promotion Sector
Studies and Research Department

2004 - : (5)

Table (5): Projects Registered by the Head Office during April - June 2004

Jobs Created	Fixed Assets YR"000"	Investment Cost YR"000"	Number of Projects	Description	.NO
235	830,427	1,020,700	14	Sana'a city	1
534	1,695,752	2,890,492	23	Sana'a	2
-	-	-	-	Aden	3
-	-	-	-	Taiz	4
-	-	-	-	Hodiedah	5
-	-	-	-	Lahej	6
-	-	-	-	Ibb	7
-	-	-	-	Abyan	8
17	10,853	20,723	1	Dhamar	9
-	-	-	-	Shabwah	10
-	-	-	-	Hajja	11
56	215,000	291,496	3	Albaidah	12
-	-	-	-	Hadramout	13
25	36,552	50,000	1	Sa'da	14
-	-	-	-	Almahweet	15
-	-	-	-	Almaharah	16
26	16,610,400	19,932,480	1	Marib	17
28	82,064	116,000	1	Aljowf	18
28	11,400	15,000	1	Aldalee	19
-	-	-	-	Amran	20
949	19,492,448	24,336,891	45	Total	

(US \$ = 184.60 YR)

184.60=)

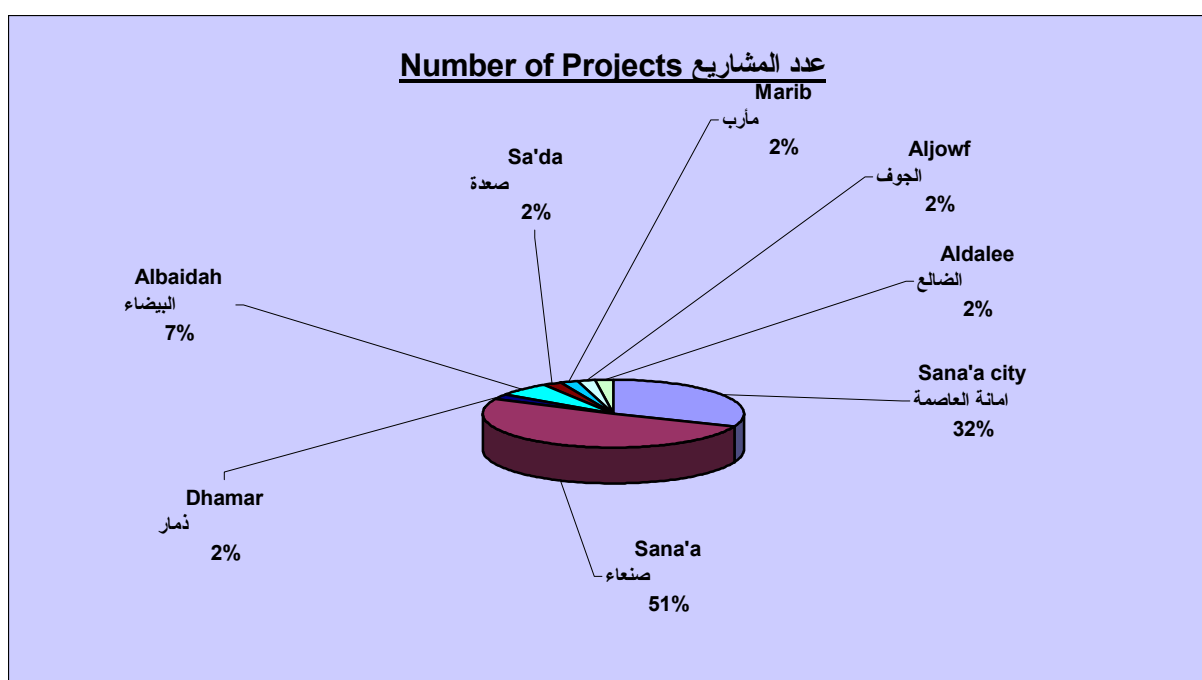


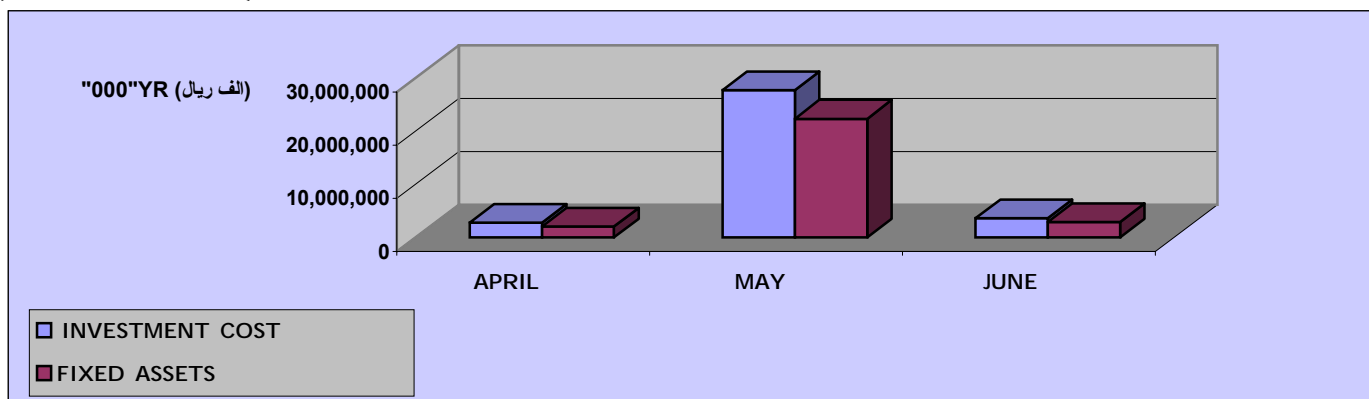
Table (6):Projects Registered by the Head Office during April - June 2004

By Month of Issue

	Taiz Branch	Hodiedah Branch	Hadramout Branch	Aden Branch	Head Office	Description		No
28	3	2	3	7	13	NUMBER ()	APRIL أبريل	1
2,780,601	300,000	99,055	438,935	1,035,000	907,611	INVESTMENT COST ()		
2,045,139	131,126	64,982	366,711	788,865	693,455	FIXED ASSETS		
539	32	39	87	156	225	JOBS CREATED		
35	1	4	4	9	17	NUMBER ()	MAY مايو	2
27,736,813	780,000	710,630	315,236	3,919,467	22,011,480	INVESTMENT COST ()		
22,348,691	708,157	540,074	258,212	3,113,111	17,729,137	FIXED ASSETS		
896	6	98	58	343	391	JOBS CREATED		
24	4	1	3	1	15	NUMBER ()	JUNE يونيو	3
3,606,083	292,000	150,000	284,783	1,461,500	1,417,800	INVESTMENT COST ()		
2,857,235	248,428	71,206	248,741	1,219,004	1,069,856	FIXED ASSETS		
533	85	13	57	45	333	JOBS CREATED		
87	8	7	10	17	45	GRAND TOTAL		
34,123,497	1,372,000	959,685	1,038,954	6,415,967	24,336,891	PROJECTS NUMBER		
27,251,065	1,087,711	676,262	873,664	5,120,980	19,492,448	INVESTMENT COST ()		
1,968	123	150	202	544	949	FIXED ASSETS ()		
						JOBS CREATED		

(US \$ = 184.60 YR)

(184.60=)



General Investment Authority
Promotion Sector
Studies and Research Department

2004 -

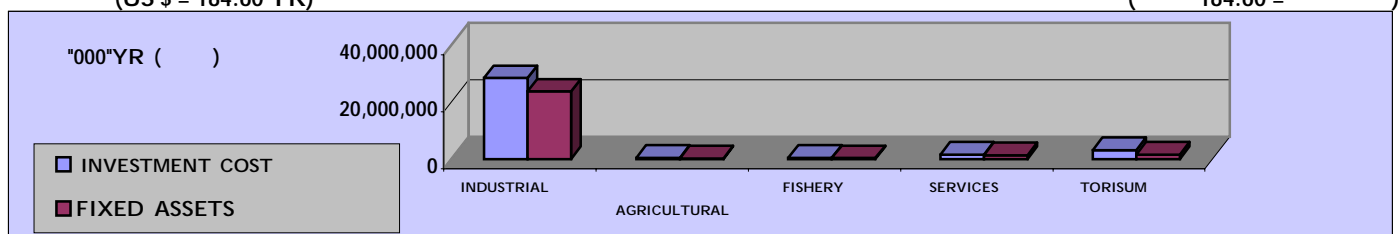
: (3)

Table (3): Projects Registered by the Head Office & Branches during April - June 2004
By Economical Sectors

Total	Taiz Branch	Hodiedah Branch	Hadramout Branch	Aden Branch	Head Office	Description	No
42	5	2	5	8	22	NUMBER ()	1
28,416,255	1,160,000	99,055	393,525	5,105,967	21,657,708	INVESTMENT COST ()	
23,691,249	1,022,758	64,982	352,876	4,264,692	17,985,941	FIXED ASSETS	
969	68	39	70	341	451	JOBS CREATED	
3	-	2	-	-	1	NUMBER ()	2
450,000	-	380,000	-	-	70,000	INVESTMENT COST ()	
238,573	-	227,101	-	-	11,472	FIXED ASSETS	
56	-	30	-	-	26	JOBS CREATED	
3	-	-	3	-	-	NUMBER ()	3
448,115	-	-	448,115	-	-	INVESTMENT COST ()	
378,550	-	-	378,550	-	-	FIXED ASSETS	
78	-	-	78	-	-	JOBS CREATED	
21	1	2	1	1	16	NUMBER ()	4
1,697,215	12,000	330,630	21,964	25,000	1,307,621	INVESTMENT COST ()	
1,340,518	10,021	312,973	20,942	12,606	983,976	FIXED ASSETS	
470	35	68	13	10	344	JOBS CREATED	
18	2	1	1	8	6	NUMBER ()	5
3,111,912	200,000	150,000	175,350	1,285,000	1,301,562	INVESTMENT COST ()	
1,602,175	54,932	71,206	121,296	843,682	511,059	FIXED ASSETS	
395	20	13	41	193	128	JOBS CREATED	
87	8	7	10	17	45	GRAND TOTAL ROJECTS NUMBER	
34,123,497	1,372,000	959,685	1,038,954	6,415,967	24,336,891	INVESTMENT COST ()	
27,251,065	1,087,711	676,262	873,664	5,120,980	19,492,448	FIXED ASSETS ()	
1,968	123	150	202	544	949	JOBS CREATED	

(US \$ = 184.60 YR)

(184.60 =)



General Investment Authority

Promotion Sector

Studies and Research Department

2004 -

: (2)

Table (2): Projects Registered by the Head Office and Branches During April - June 2004
By Center of Issue

Jobs Created	() Fixed Assets "000"YR	() Investment Cost "000"YR	Number of Projects	Description	No
949	19,492,448	24,336,891	45	Head Office	-1
544	5,120,980	6,415,967	17	/ / Aden\Lahj\Abyan Branch	-2
202	873,664	1,038,954	10	Hadramout Branch	-3
150	676,262	959,685	7	Hodiedah Branch	-4
123	1,087,711	1,372,000	8	Taiz Branch	-5
1,968	27,251,065	34,123,497	87	Total	

(US \$ =184.60 YR)

(184.60 =)

